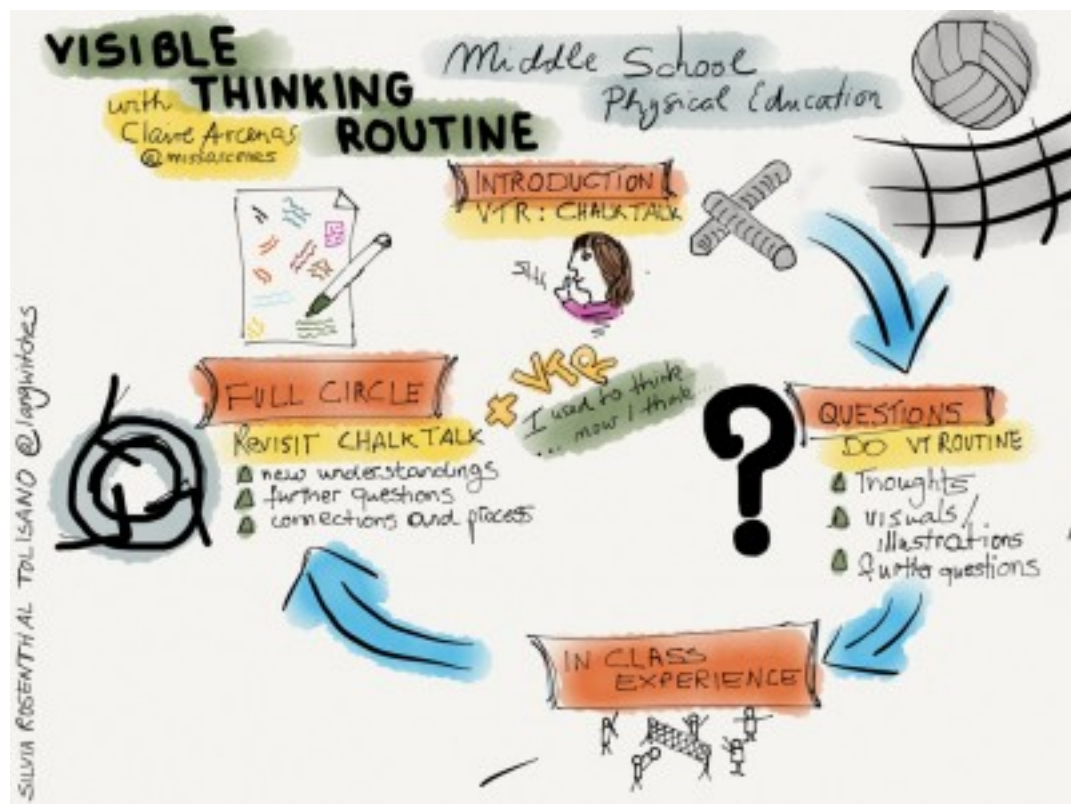


Visible Thinking Routine in Action: Chalk Talk

May 11, 2014 - [Featured Carousel](#), [Middle School](#), [Sketchnoting](#), [Video](#), [Visible Thinking Routine](#) - 1 comment

We are fortunate to have a Visible Thinking Routine (VTR) expert at our [school](#). [Claire Arcenas](#), our MS/HS Physical Education teacher, previously a third grade classroom teacher who has done extensive readings and research in experiencing, implementing, embedding VTR in teaching and learning. Recently, she started sharing her experience and reflection on her professional learning blog: [Visible Thinking Across Subject Areas](#).



Claire invited me to an 8th grade PE class before a unit on Volleyball skills and allowed me to film her facilitating the VTR called [Chalk Talk](#). She explains the overview of her volleyball unit on her classroom blog post [Setting Goals for Player's Success](#)

Grade 7 and 8: Exploring our Enduring Understanding and Essential Questions for Volleyball...

Enduring Understanding:

- Volleyball requires the application and coordination of skills necessary to contribute collaboratively in achieving a common goal

Essential Questions:

- What is volleyball?
- What movement skills are needed to play volleyball successfully?
- What are players' responsibilities?
- How is organization needed in playing volleyball?
- How can the skills and attitudes learned in volleyball be used in other sports and activities?

In the movie clip, you will see Claire giving an introduction to the Visible Thinking Routine, get kids in groups to rotate around posters with an Essential Question on each. Silently, students added their thoughts, drew

Search Langwitches

Work With Me



Educational Keynotes, Presentations, Workshops, Consulting, Coaching and Mentoring in the area of Modern Learning & Literacies, Globally Connected Learning, Blogging as Pedagogy, Digital Portfolios, iPads in the Classroom. [Contact Me](#)

Social Profiles



Subscribe to Langwitches via Email

Enter your email address:

[Subscribe](#)

Delivered by [FeedBurner](#)

Categories

Archives

Like Langwitches on Facebook

visuals or documented questions that they had. After all students had the opportunity to add to each poster, Claire collected all the posters and saved them for the second part of the thinking routine after the actual volleyball playing experience in the gym.



At the end of the unit, students met in the same groups to come full circle with the chalk talk routine. Claire distributed the posters, gave students time to re-read their original ideas and thoughts. They then turned the poster over to add new understanding, any connections or new questions.

The final part of the process and to conclude the learning process is for students to reflect on the classroom blog using the VTR: I used to think... but now I think...



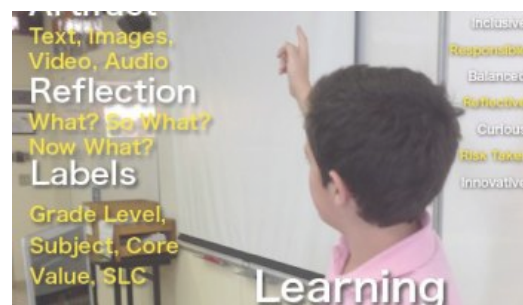
Sharing is caring!



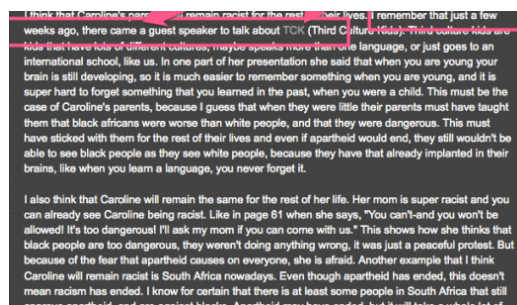
Related



Reflection in the Learning Process, Not As An Add On In "Blogging"



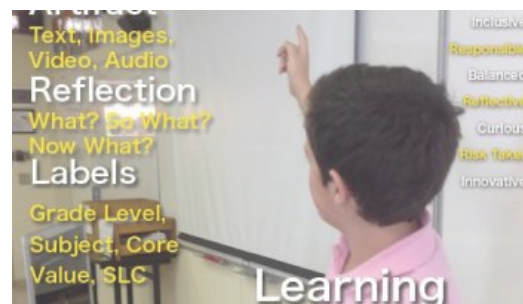
Student Led Conferences: Sick and Tired of Blogs & Reflection? In "Assessment"



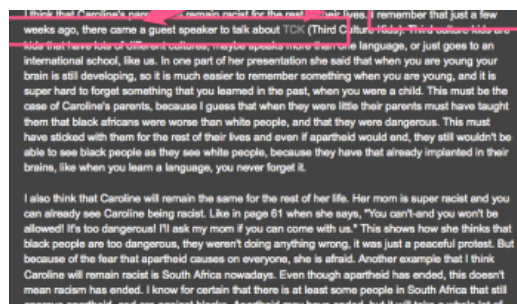
Making Blogging Visible In "Assessment"



Reflection in the Learning Process, Not As An Add On In "Blogging"




Student Led Conferences: Sick and Tired of Blogs & Reflection? In "Assessment"




Making Blogging Visible In "Assessment"

One thought on "Visible Thinking Routine in Action:


Langwitches
Like

1,981 people like Langwitches.



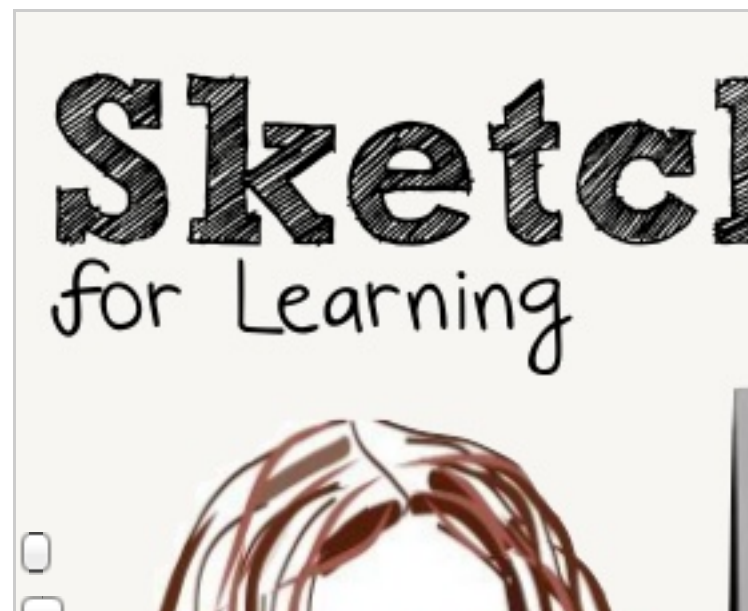
Latest SlideDecks



The 5 Cs in Education... What if... from Silvia Rosenthal Tolisano



The Globally Connected Educator- Beyond Plugging In Towards Global Pedagogy from Silvia Rosenthal Tolisano



Sketchnoting FOR Learning from Silvia

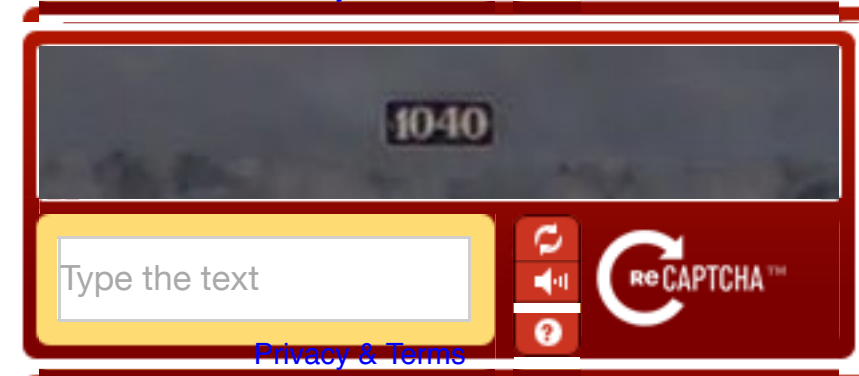
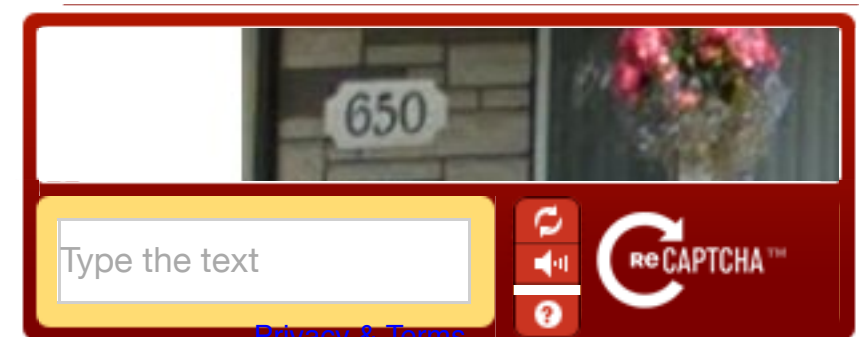
Chalk Talk”

Pingback: [Grade 8 Chalk Talks about Volleyball | Ms. Arcenas' Physical Education Hub](#)

Leave a Reply

Your email address will not be published. Required fields are marked *

<input type="text"/>	Name *
<input type="text"/>	E-mail *
<input type="text"/>	Website



Notify me of follow-up comments by email.

Notify me of new posts by email.

[Rosenthal Tolisano](#)



[Global Pedagogy in the World Language Classroom](#) from [Silvia Rosenthal Tolisano](#)



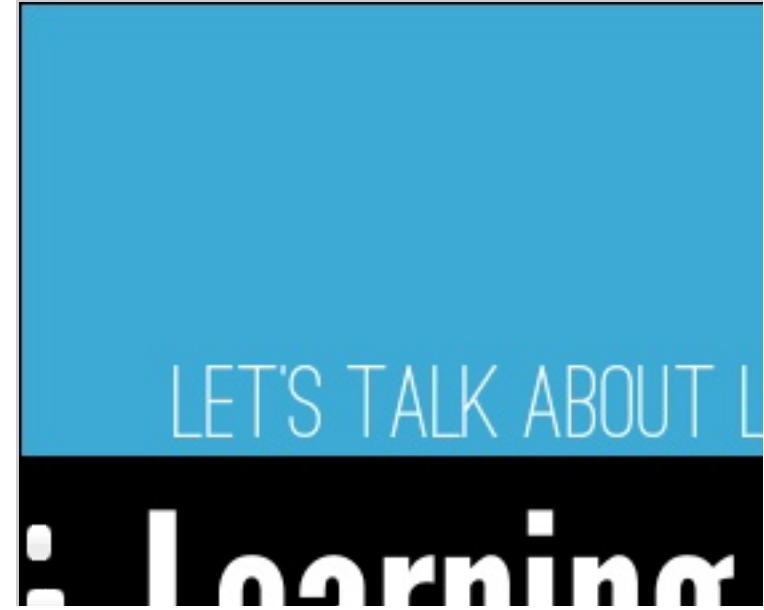
[The NOW Literacies Through the Lens of Sharing](#) from [Silvia Rosenthal Tolisano](#)



[Leading the new Literacies: Digital, Media, Global Project Based Learning](#) from [Silvia Rosenthal Tolisano](#)



[Building a PLN](#) from [Silvia Rosenthal Tolisano](#)




Learning How To Learn: Let's talk about **LEARNING**, not technology! from **Silvia Rosenthal Tolisano**



Take Another Look Around from **Silvia Rosenthal Tolisano**



I have iPads in the Classroom. Now What? from **Silvia Rosenthal Tolisano**



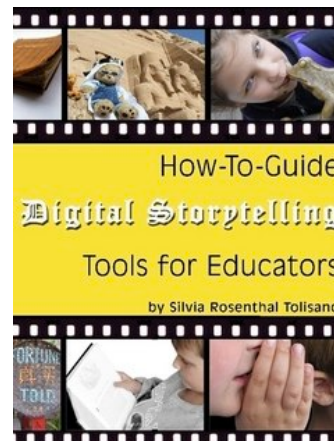


Want to Learn More About iPads in the Classroom?



Professional Learning Board just released a [Self-study iPads in the Classroom course](#) I wrote. It is a self-directed course to take in your own time and at your own speed.

Digital Storytelling Tools for Educators



[Digital Storytelling Tools for Educators Book](#)

In Need of Professional Development?



Contact
Silvia Rosenthal Tolisano for
customized workshops, coaching
and presentations.

Video Conference sessions
available.

For a list of sample sessions visit
[Globally Connected Learning](#) .

Meta

- › [Log in](#)
- › [Entries RSS](#)
- › [Comments RSS](#)
- › [WordPress.org](#)
- › [\[Un\]Subscribe to Posts](#)